



# SUNNY TRIPOWER CORE1 33-US / 50-US / 62-US

STP33-US-41 / STP50-US-41 / STP62-US-41

**UP TO 60% FASTER  
INSTALLATION FOR  
COMMERCIAL PV SYSTEMS**



### Fully integrated

- Innovative design requires no additional racking for rooftop installation
- Integrated DC and AC disconnects and overvoltage protection
- 12 direct string inputs for reduced labor and material costs

### Increased power, flexibility

- Multiple power ratings for small to large scale commercial PV installations
- Six MPP trackers for flexible stringing and maximum power production
- OptiTrac™ Global Peak shade tolerant MPP tracking

### Enhanced safety, reliability

- Integrated SunSpec PLC signal for module-level rapid shutdown compliance to 2017 NEC
- Next-gen DC AFCI arc-fault protection certified to new Standard UL 1699B





### Smart monitoring, control, service

- Advanced smart inverter grid support capabilities
- Increased ROI with SMA ennexOS cross sector energy management platform
- SMA Smart Connected proactive O&M solution reduces time spent diagnosing and servicing in the field

## SUNNY TRIPOWER CORE1 33-US / 50-US / 62-US

It stands on its own

The Sunny Tripower CORE1 is the world's first free-standing PV inverter for commercial rooftops, carports, ground mount and repowering legacy solar projects. Now with expanded features and new power classes, the CORE1 is the most versatile, cost-effective commercial solution available. From distribution to construction to operation, the Sunny Tripower CORE1 enables logistical, material, labor and service cost reductions. Integrated SunSpec PLC for rapid shutdown and enhanced DC AFCI arc-fault protection ensure compliance to the latest safety codes and standards. With Sunny Tripower CORE1 and SMA's ennexOS cross sector energy management platform, system integrators can deliver comprehensive commercial energy solutions for increased ROI.

Technical data*	Sunny Tripower CORE1 33-US	Sunny Tripower CORE1 50-US	Sunny Tripower CORE1 62-US
<b>Input (DC)</b>			
Maximum array power	50000 Wp STC	75000 Wp STC	93750 Wp STC
Maximum system voltage	1000 V		
Rated MPP voltage range	330 V... 800 V	500 V... 800 V	550 V... 800 V
MPPT operating voltage range	150 V... 1000 V		
Minimum DC voltage / start voltage	150 V / 188 V		
MPP trackers / strings per MPP input	6/2		
Maximum operating input current / per MPP tracker	120 A / 20 A		
Maximum short circuit current per MPPT / per string input	30 A / 30 A		
<b>Output (AC)</b>			
AC nominal power	33300 W	50000 W	62500 W
Maximum apparent power	33300 VA	53000 VA	66000 VA
Output phases / line connections	3 / 3-(N)-PE		
Nominal AC voltage	480 V / 277 V WYE		
AC voltage range	244 V... 305 V		
Maximum output current	40 A	64 A	79.5 A
Rated grid frequency	60 Hz		
Grid frequency / range	50 Hz, 60 Hz / -6 Hz... +6Hz		
Power factor at rated power / adjustable displacement	1 / 0.0 leading... 0.0 lagging		
Harmonics THD	<3%		
<b>Efficiency</b>			
CEC efficiency (preliminary)	97.5%	98%	98%
<b>Protection and safety features</b>			
Load rated DC disconnect	●		
Load rated AC disconnect	●		
Ground fault monitoring: Riso / Differential current	● / ●		
DC AFCI arc-fault protection	●		
SunSpec PLC signal for rapid shutdown	●		
DC reverse polarity protection	●		
AC short circuit protection	●		
DC surge protection: Type 2 / Type 1+2	○ / ○		
AC surge protection: Type 2 / Type 1+2	○ / ○		
Protection class / overvoltage category (as per UL 840)	I / IV		
<b>General data</b>			
Device dimensions (W/H/D)	621 mm / 733 mm / 569 mm (24.4 in x 28.8 in x 22.4 in)		
Device weight	84 kg (185 lbs)		
Operating temperature range	-25 °C... +60 °C (-13 °F... +140 °F)		
Storage temperature range	-40 °C... +70 °C (-40 °F... +158 °F)		
Audible noise emissions (full power @ 1m and 25 °C)	65 dB(A)		
Internal consumption at night	5 W		
Topology	Transformerless		
Cooling Concept	OptiCool (forced convection, variable speed fans)		
Enclosure protection rating	Type 4X, 3SX (as per UL 50E)		
Maximum permissible relative humidity (non-condensing)	100%		
<b>Additional information</b>			
Mounting	Free-standing with included mounting feet		
DC connection	Amphenol UTX PV connectors		
AC connection	Screw terminals - 4 AWG to 4/0 AWG CU/AL		
LED indicators (Status / Fault / Communication)	●		
Network interfaces: Ethernet / WLAN / RS485	● (2 ports) / ● / ○		
Data protocols: SMA Modbus / SunSpec Modbus / Webconnect	● / ● / ●		
Multifunction relay	●		
OptiTrac Global Peak (shade-tolerant MPP tracking)	●		
Integrated Plant Control / Q on Demand 24/7	● / ●		
Off-Grid capable / SMA Fuel Save Controller compatible	● / ●		
SMA Smart Connected (proactive monitoring and service support)	●		
<b>Certifications</b> (pending as of June 2018)			
Certifications and approvals	UL 1741, UL 1699B, UL 1998, IEEE 1547, CAN/CSA-C22.2 No. 62109		
FCC compliance	FCC Part 15 Class A		
Grid interconnection standards	UL 1741 SA - CA Rule 21, HECO Rule 14H		
Advanced grid support capabilities	L/HVRT, L/HVRT, Volt-VAr, Volt-Watt, Frequency-Watt, Ramp Rate Control, Fixed Power Factor		
<b>Warranty</b>			
Standard	10 years		
Optional extensions	15 / 20 years		
○ Optional features   ● Standard features   - Not available	* Preliminary data as of June 2018		
Type designation	STP33-US-41	STP50-US-41	STP62-US-41
<b>Accessories</b>			
 SMA Data Manager M EDMM-US-10	 SMA Sensor Module MD.SEN-US-40	 Universal Mounting System UMS_KIT-10	 AC Surge Protection Module Kit AC_SPD_KIT1-10, AC_SPD_KIT2_T1T2 DC Surge Protection Module Kit DC_SPD_KIT4-10, DC_SPD_KIT5_T1T2

STP CORE1-US182821 SMA and Sunny Tripower are registered trademarks of SMA Solar Technology AG. Printed on FSC-certified paper. All products and services described as well as technical data are subject to change, even for reasons of country-specific deviations, at any time without notice. SMA assumes no liability for errors or omissions. For current information, see www.SMA-Solar.com.